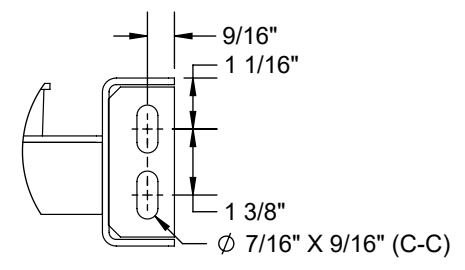
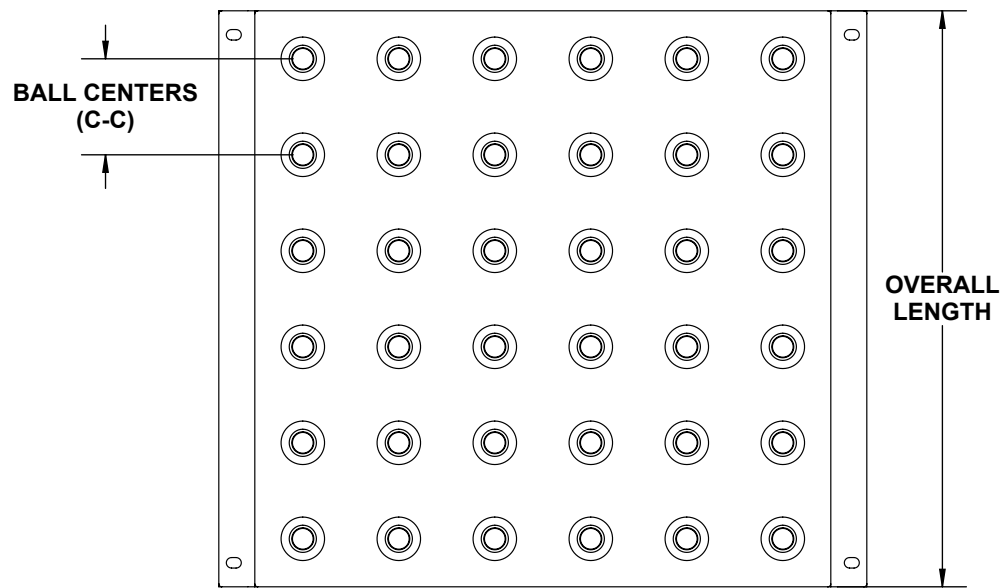
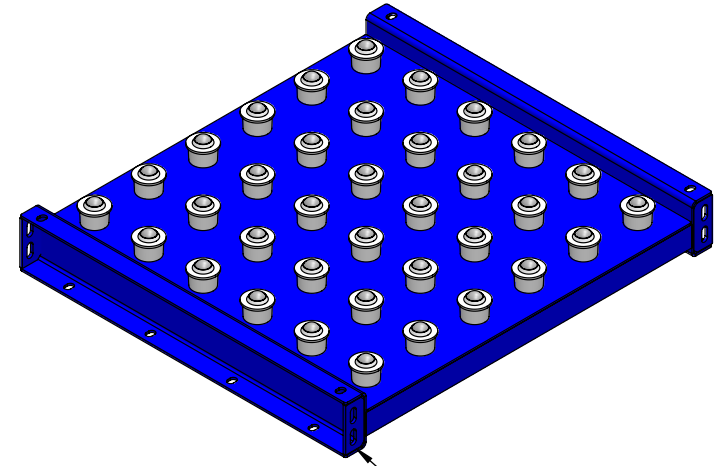
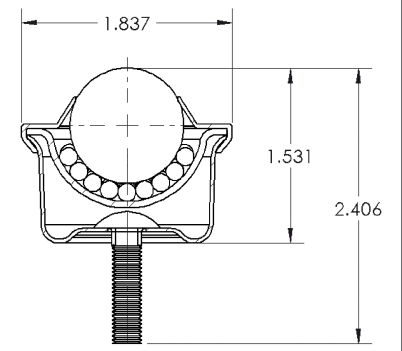
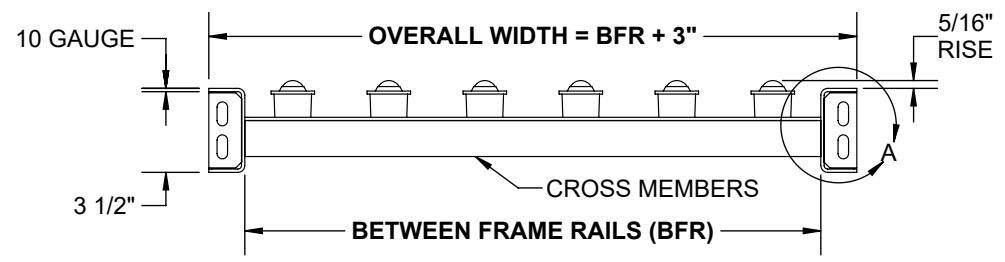


SPECIFICATIONS	
OVERALL LENGTH	6" TO 120"
OVERALL WIDTH	5" TO 75"
BALL CENTERS	2", 3", 4", 6"
BETWEEN FRAME RAILS	2" TO 72"
BALL TRANSFER	1" DIA CARBON STEEL 1/4" - 20 BOLT
SIDE CHANNELS	3 1/2" X 1 1/2" X 10 GA
CROSS SUPPORTS	1 1/2" X 1 1/2" X 3/16"
FRAME MATERIAL	PLAIN STEEL
FINISH	INDUSTRIAL ENAMEL



DETAIL A



RM-1000
 LUBRICATION TYPE: OIL
 LOAD RATING: 150 LBS.
 TEMP. RATING: UP TO 400F

REV	0	Model: BTF - Ball Table Frame Style
-----	---	-------------------------------------

