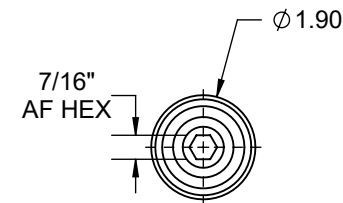
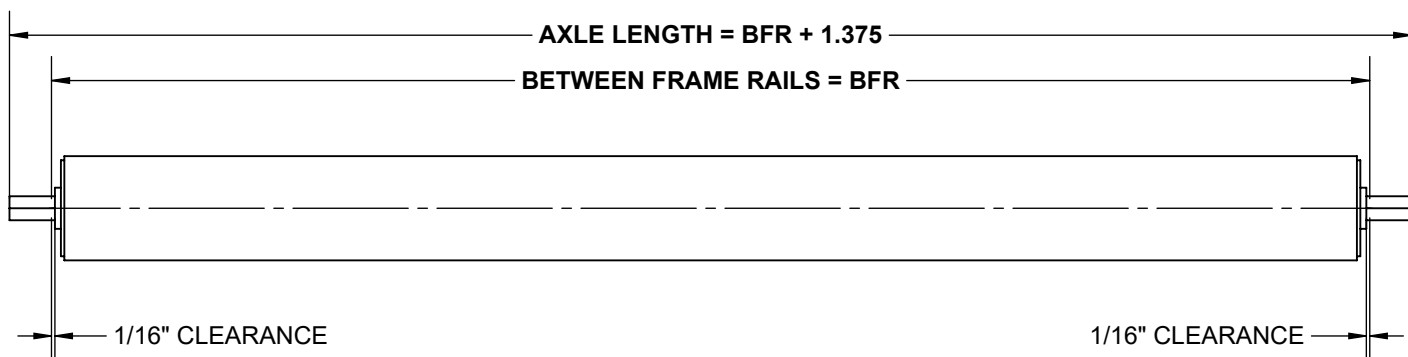
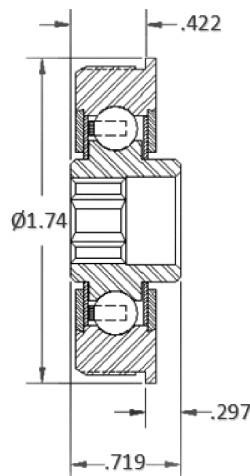


SPECIFICATIONS

BETWEEN FRAME RAILS	6" TO 54"
ROLL CONSTRUCTION	STRUCTURAL ROUND TUBE, 1.9" DIAMETER, 0.145" WALL STEEL
BEARING TYPE	SEMI-PRECISION, CARBON STEEL HOUSING, GREASED, 7/16" HEX
AXLE RETENTION	STANDARD - SPRING LOADED ONE SIDE. OPTIONAL: COTTER PIN, FIXED BOLT, LOOSE BOLT OR FIXED AXLE
ROLLER SURFACE	STANDARD CARBON STEEL



**BEARING CROSS SECTION
DETAILED VIEW**



RM-FR-1625
 LUBRICATION TYPE: GREASE
 LOAD RATING: 428 lbs.
 TEMP. RATING: -20F to 220F

**STANDARD ROLLER
CAPACITY CHART**

BFR [IN]	LOAD CAPACITY [LBS.]
6	850
9	
12	
15	775
18	636
21	539
24	467
27	413
30	370
33	335
36	306
39	281
42	260
45	243
48	227
51	213
54	201

REV

0

Model: 19145HD, 1.9" Dia. - 0.145" Wall Steel Roller

