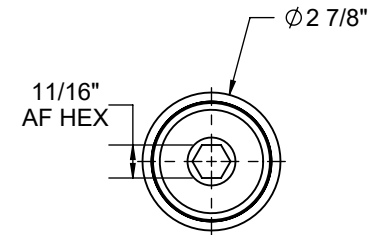
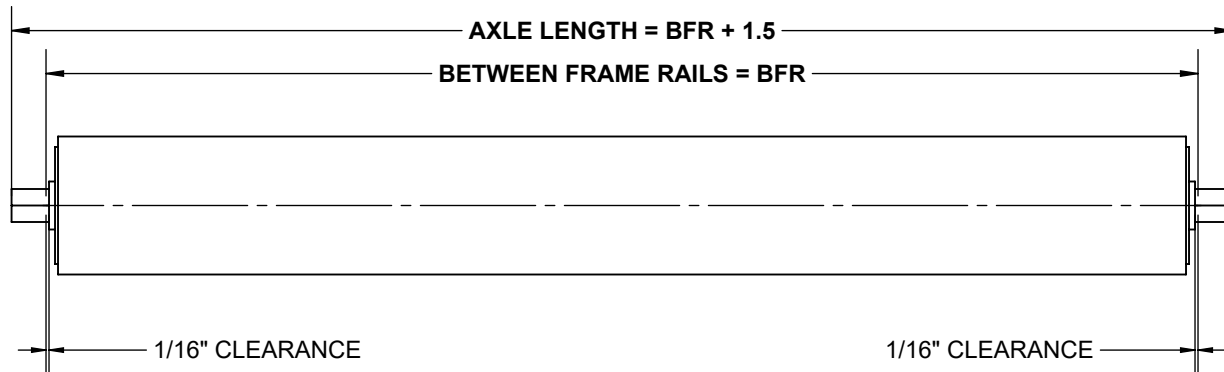
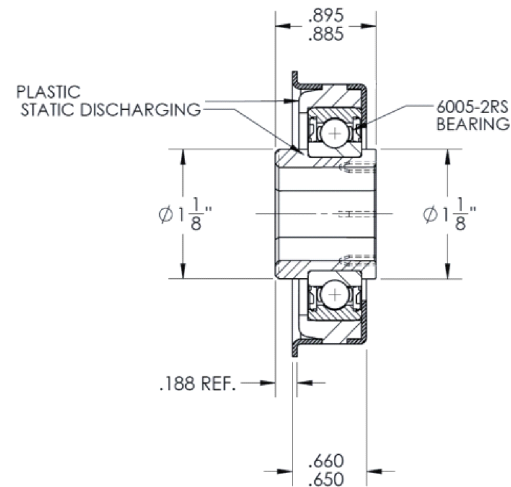


**SPECIFICATIONS**

<b>BETWEEN FRAME RAILS</b>	8" TO 72"
<b>ROLL CONSTRUCTION</b>	STRUCTURAL ROUND TUBE, 2 1/2" SCH. 40 A53 BLACK PIPE, 2 7/8" DIAMETER, 0.203" WALL THICK.
<b>BEARING TYPE</b>	PRECISION, ZINC PLATED STEEL HOUSING, GREASED, 11/16" HEX
<b>AXLE RETENTION</b>	STANDARD - SPRING LOADED ONE SIDE. OPTIONAL: COTTER PIN, FIXED BOLT, LOOSE BOLT OR FIXED AXLE
<b>ROLLER SURFACE</b>	STANDARD CARBON STEEL



**BEARING CROSS SECTION  
DETAILED VIEW**



**RM-5100**  
 LUBRICATION TYPE: GREASE  
 LOAD RATING: 1000 lbs.  
 TEMP. RATING: -4F to 180F  
 NOISE LEVEL: QUIET  
 STATIC DISCHARGE: YES, DIRECT INJECTION MOLDED  
 PROTECTION: RUBBER SHIELD, FRONT & BACK

**STANDARD ROLLER  
CAPACITY CHART**

BFR [IN]	LOAD CAPACITY [LBS.]
8	1000
12	
15	
18	
21	
24	
27	
30	
33	
36	
39	853
42	790
45	735
48	688
51	646
54	609
57	577
60	547
63	520
66	496
69	474
72	454

REV

0

**Model: 2925, 2 7/8" Dia. – 2 1/2" SCH 40 Pipe Roller**

