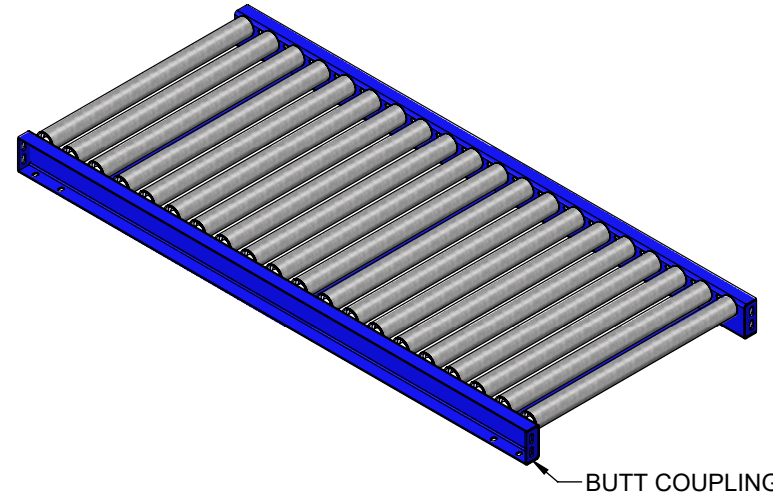
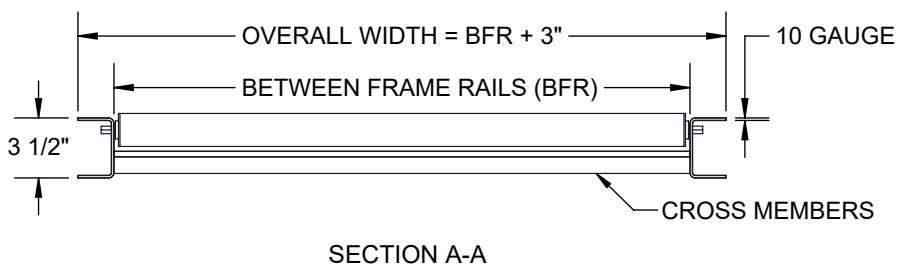
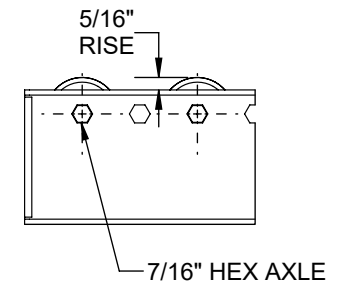
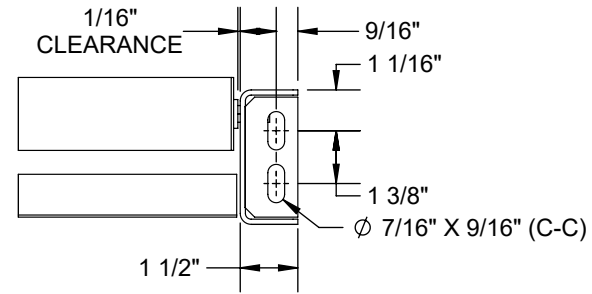
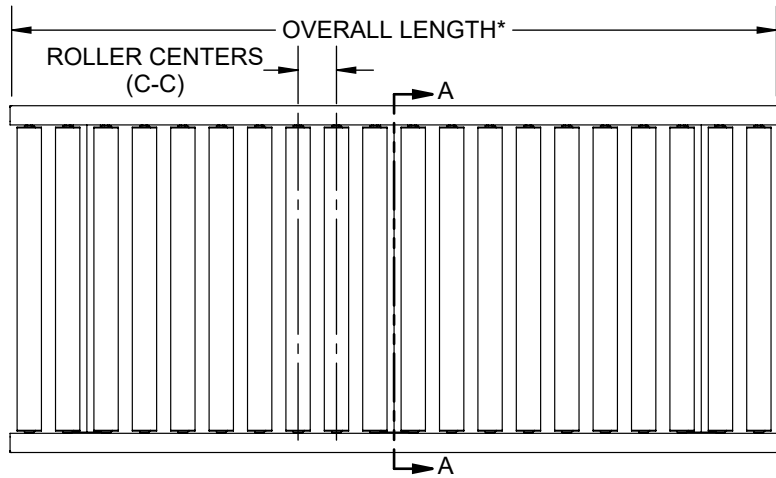


SPECIFICATIONS	
OVERALL LENGTH	12" TO 120"
OVERALL WIDTH	9" TO 51"
ROLLER CENTERS	2", 3", 4", 4 1/2", 6", 9", 12"
BETWEEN FRAME RAILS	6" TO 48"
ROLLERS	1.9" DIA X 16 GA GALVANIZED STEEL - 7/16" HEX AXLE
BEARINGS	PRECISION, GREASED
SIDE CHANNELS	3 1/2" X 1 1/2" X 10 GA
CROSS MEMBERS	1 1/2" X 1 1/2" X 3/16"
FRAME MATERIAL	PLAIN STEEL
FINISH	INDUSTRIAL ENAMEL



BUTT COUPLING



NOTE:  
 \*OVERALL LENGTH MUST BE DIVISIBLE BY SELECTED C-C.(NOT APPLICABLE FOR 4 1/2" C-C)

FOR 4 1/2" C-C, THE OVERALL LENGTH SUBTRACTED BY 3" MUST BE DIVISIBLE BY 4 1/2".

REV	0	<b>Model: GR – 1916HS Gravity Roller Conveyor</b>
-----	---	---

